


SEMiX® 4s

Trench IGBT Modules

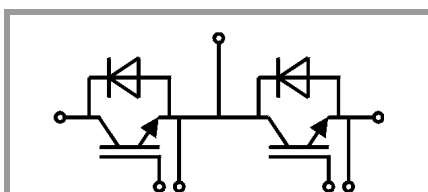
SEMiX604GB176HDs

Features

- Homogeneous Si
- Trench = Trenchgate technology
- $V_{CE(sat)}$ with positive temperature coefficient
- UL recognised file no. E63532

Typical Applications*

- AC inverter drives
- UPS
- Electronic welders


GB

Absolute Maximum Ratings				
Symbol	Conditions	Values	Unit	
IGBT				
V_{CES}		1700	V	
I_C	$T_j = 150\text{ °C}$	$T_c = 25\text{ °C}$	567	A
		$T_c = 80\text{ °C}$	402	A
I_{Cnom}		400	A	
I_{CRM}	$I_{CRM} = 2 \times I_{Cnom}$	800	A	
V_{GES}		-20 ... 20	V	
t_{psc}	$V_{CC} = 1000\text{ V}$ $V_{GE} \leq 20\text{ V}$ $V_{CES} \leq 1700\text{ V}$	$T_j = 125\text{ °C}$	10	μs
T_j		-55 ... 150	$^{\circ}\text{C}$	
Inverse diode				
I_F	$T_j = 150\text{ °C}$	$T_c = 25\text{ °C}$	740	A
		$T_c = 80\text{ °C}$	496	A
I_{Fnom}		400	A	
I_{FRM}	$I_{FRM} = 2 \times I_{Fnom}$	800	A	
I_{FSM}	$t_p = 10\text{ ms, sin } 180^{\circ}, T_j = 25\text{ °C}$	2700	A	
T_j		-40 ... 150	$^{\circ}\text{C}$	
Module				
$I_{t(RMS)}$	$T_{terminal} = 80\text{ °C}$	600	A	
T_{stg}		-40 ... 125	$^{\circ}\text{C}$	
V_{isol}	AC sinus 50Hz, $t = 1\text{ min}$	4000	V	

Characteristics					
Symbol	Conditions	min.	typ.	max.	Unit
IGBT					
$V_{CE(sat)}$	$I_C = 400\text{ A}$ $V_{GE} = 15\text{ V}$ chipelevel	$T_j = 25\text{ °C}$	2	2.45	V
		$T_j = 125\text{ °C}$	2.5	2.9	V
V_{CE0}		$T_j = 25\text{ °C}$	1	1.2	V
		$T_j = 125\text{ °C}$	0.9	1.1	V
r_{CE}	$V_{GE} = 15\text{ V}$	$T_j = 25\text{ °C}$	2.5	3.1	$\text{m}\Omega$
		$T_j = 125\text{ °C}$	3.9	4.5	$\text{m}\Omega$
$V_{GE(th)}$	$V_{GE} = V_{CE}, I_C = 16\text{ mA}$	5.2	5.8	6.4	V
I_{CES}	$V_{GE} = 0\text{ V}$ $V_{CE} = 1700\text{ V}$	$T_j = 25\text{ °C}$	0.12	4	mA
		$T_j = 125\text{ °C}$			mA
C_{ies}	$V_{CE} = 25\text{ V}$		35.3		nF
C_{oes}	$V_{GE} = 0\text{ V}$		1.46		nF
C_{res}			1.17		nF
Q_G	$V_{GE} = -8\text{ V...} + 15\text{ V}$		3732		nC
R_{Gint}	$T_j = 25\text{ °C}$		1.88		Ω
$t_{d(on)}$	$V_{CC} = 1200\text{ V}$ $I_C = 400\text{ A}$	$T_j = 125\text{ °C}$	360		ns
t_r	$V_{GE} = \pm 15\text{ V}$	$T_j = 125\text{ °C}$	65		ns
E_{on}	$R_{Gon} = 3\text{ }\Omega$	$T_j = 125\text{ °C}$	215		mJ
$t_{d(off)}$	$R_{Goff} = 3\text{ }\Omega$	$T_j = 125\text{ °C}$	900		ns
t_f		$T_j = 125\text{ °C}$	165		ns
E_{off}		$T_j = 125\text{ °C}$	165		mJ
$R_{th(j-c)}$	per IGBT			0.058	K/W


SEMiX® 4s

Trench IGBT Modules

SEMiX604GB176HDs

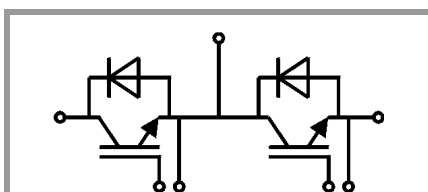
Features

- Homogeneous Si
- Trench = Trenchgate technology
- $V_{CE(sat)}$ with positive temperature coefficient
- UL recognised file no. E63532

Typical Applications*

- AC inverter drives
- UPS
- Electronic welders

Characteristics						
Symbol	Conditions		min.	typ.	max.	Unit
Inverse diode						
$V_F = V_{EC}$	$I_F = 400\text{ A}$ $V_{GE} = 0\text{ V}$ chip	$T_j = 25\text{ °C}$		1.5	1.70	V
		$T_j = 125\text{ °C}$		1.4	1.6	V
V_{F0}		$T_j = 25\text{ °C}$	0.9	1.1	1.3	V
		$T_j = 125\text{ °C}$	0.7	0.9	1.1	V
r_F		$T_j = 25\text{ °C}$	1.0	1.0	1.0	mΩ
		$T_j = 125\text{ °C}$	1.3	1.3	1.3	mΩ
I_{RRM}	$I_F = 400\text{ A}$	$T_j = 125\text{ °C}$		560		A
Q_{rr}	$di/dt_{off} = 6600\text{ A}/\mu\text{s}$ $V_{GE} = -15\text{ V}$	$T_j = 125\text{ °C}$		131		μC
E_{rr}	$V_{CC} = 1200\text{ V}$	$T_j = 125\text{ °C}$		95		mJ
$R_{th(j-c)}$	per diode				0.081	K/W
Module						
L_{CE}				22		nH
$R_{CC'+EE'}$	res., terminal-chip	$T_C = 25\text{ °C}$		0.7		mΩ
		$T_C = 125\text{ °C}$		1		mΩ
$R_{th(c-s)}$	per module			0.03		K/W
M_s	to heat sink (M5)		3		5	Nm
M_t		to terminals (M6)	2.5		5	Nm
w					400	g
Temperatur Sensor						
R_{100}	$T_c = 100\text{ °C}$ ($R_{25} = 5\text{ k}\Omega$)			$493 \pm 5\%$		Ω
$B_{100/125}$	$R(T) = R_{100} \exp[B_{100/125}(1/T - 1/T_{100})]$; $T[K]$			$3550 \pm 2\%$		K


GB

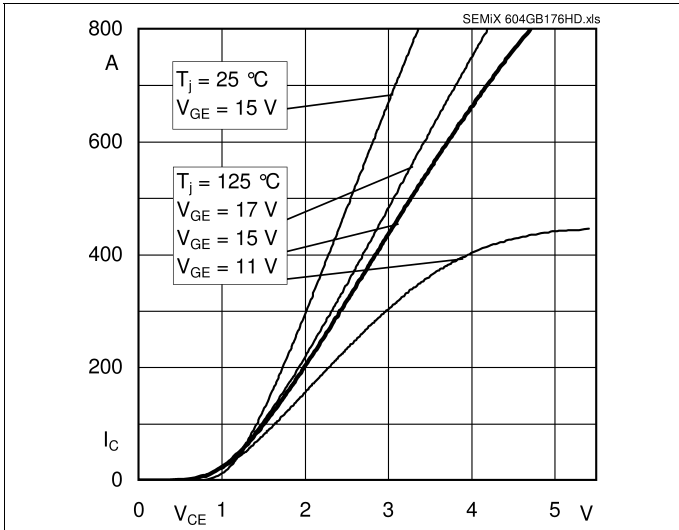


Fig. 1: Typ. output characteristic, inclusive $R_{CC'+EE'}$

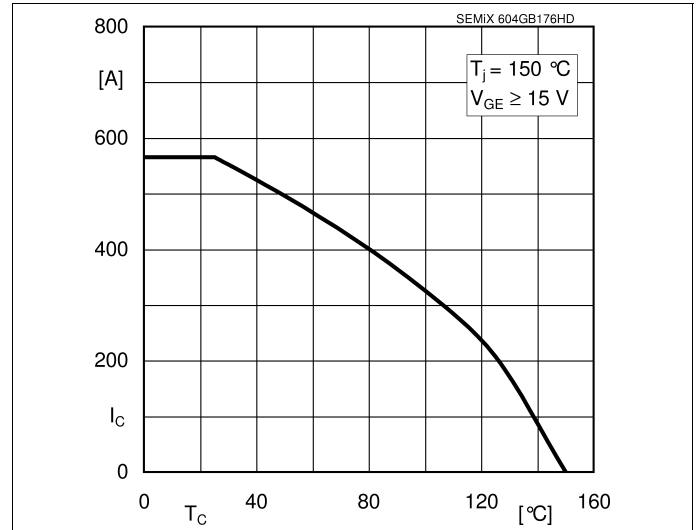


Fig. 2: Rated current vs. temperature $I_c = f(T_c)$

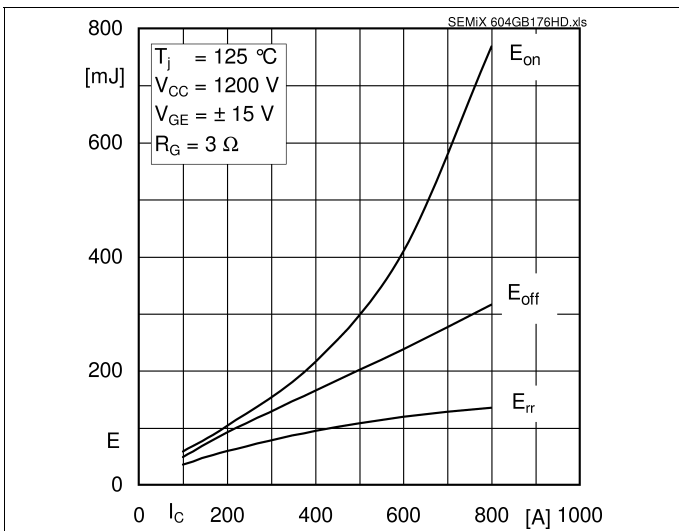


Fig. 3: Typ. turn-on /-off energy = $f(I_c)$

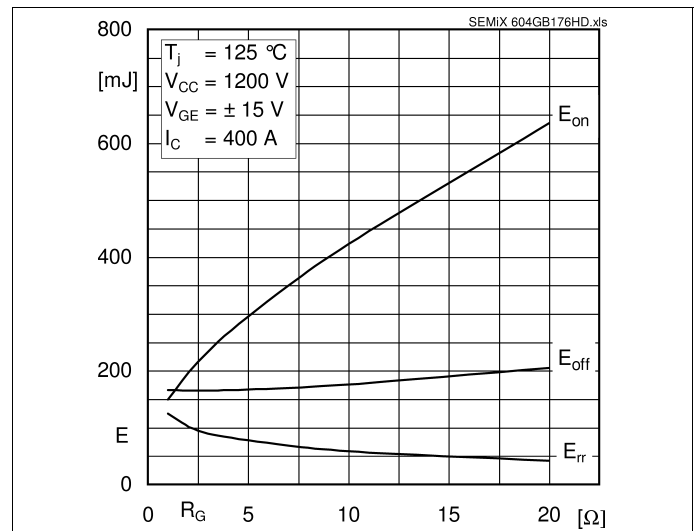


Fig. 4: Typ. turn-on /-off energy = $f(R_G)$

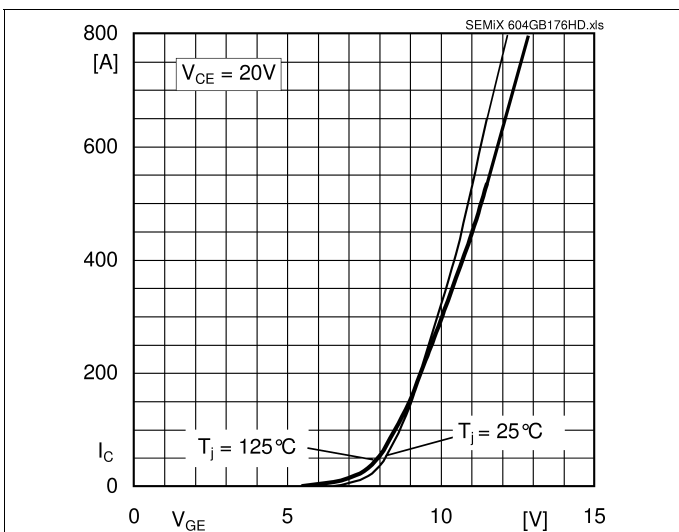


Fig. 5: Typ. transfer characteristic

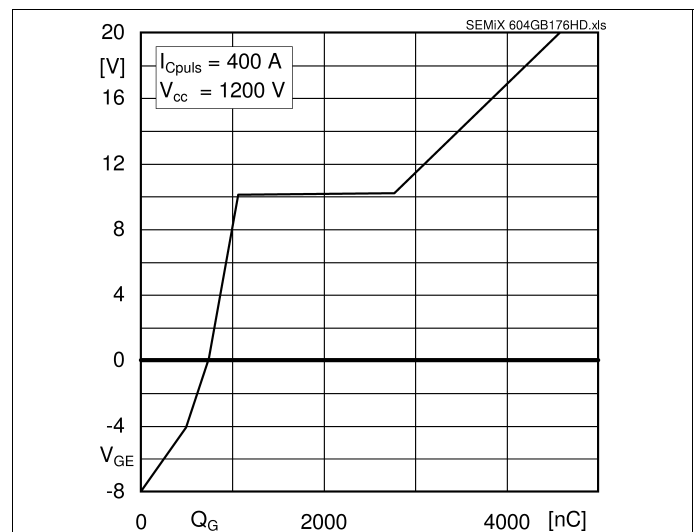
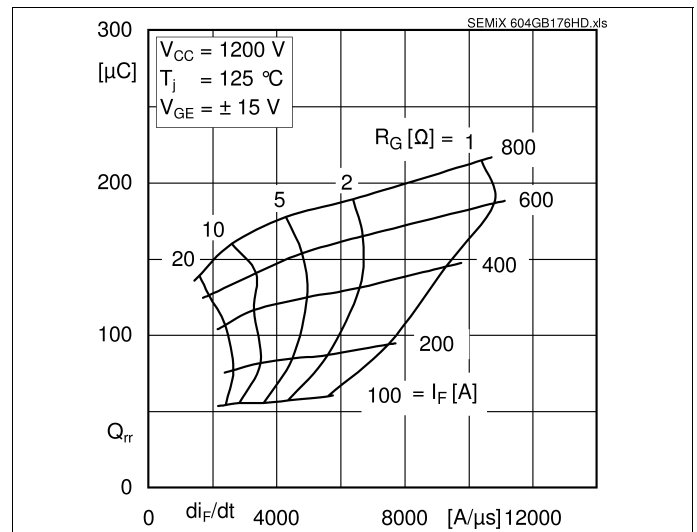
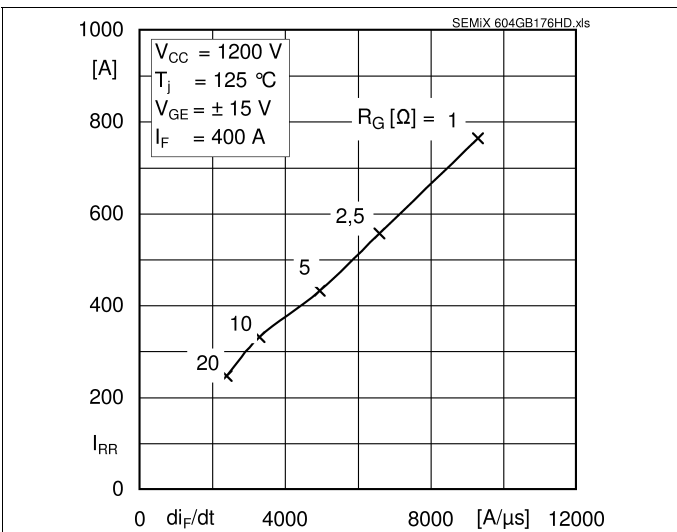
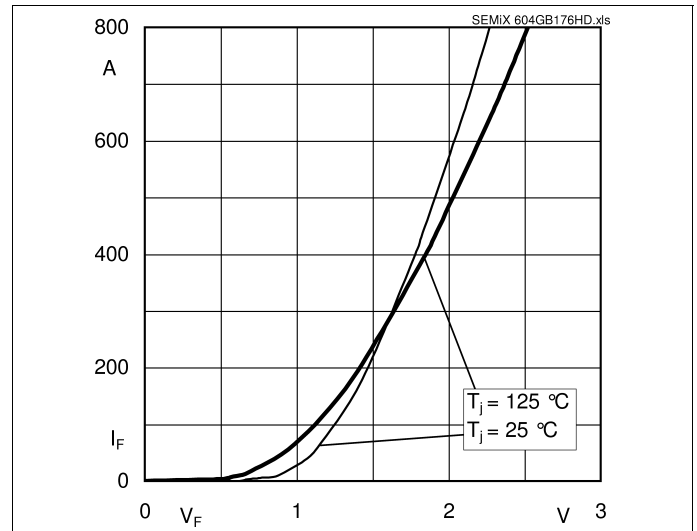
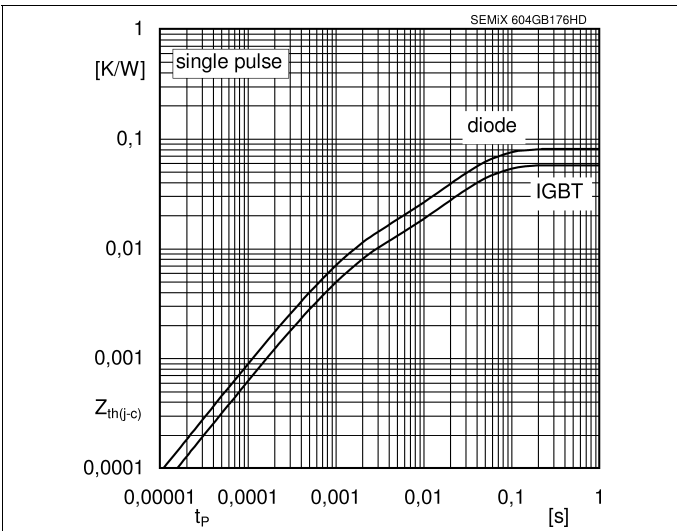
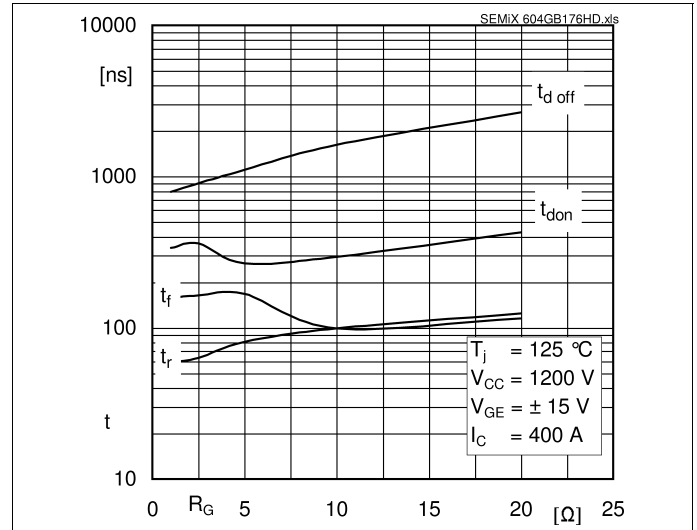
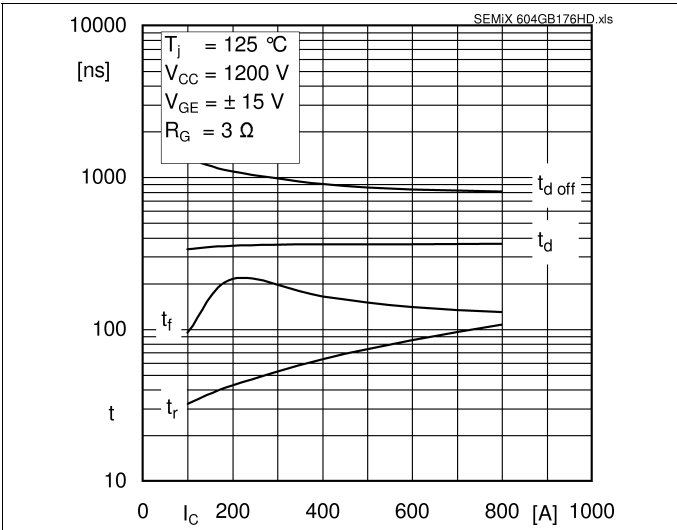
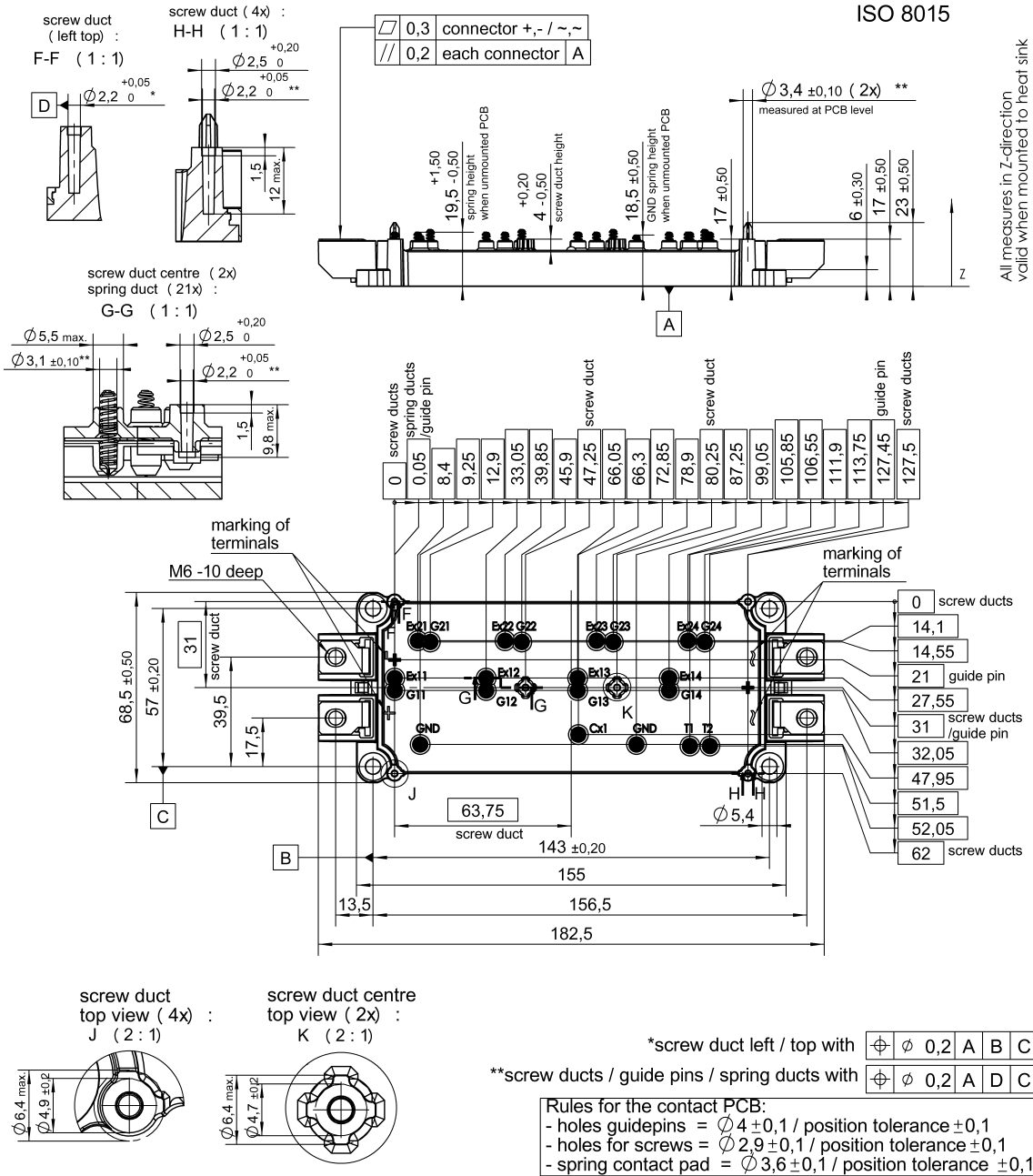


Fig. 6: Typ. gate charge characteristic

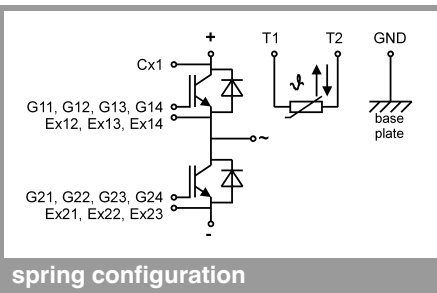


Case: SEMiX 4s

general tolerance:
ISO 2768-mK
ISO 8015



SEMiX 4s



spring configuration

This is an electrostatic discharge sensitive device (ESDS), international standard IEC 60747-1, Chapter IX

* The specifications of our components may not be considered as an assurance of component characteristics. Components have to be tested for the respective application. Adjustments may be necessary. The use of SEMIKRON products in life support appliances and systems is subject to prior specification and written approval by SEMIKRON. We therefore strongly recommend prior consultation of our staff.