
**MiniSKiiP<sup>®</sup> 2**

## 3-phase bridge rectifier + brake chopper

**SKiiP 29ANB08V1**

Preliminary Data

### Features

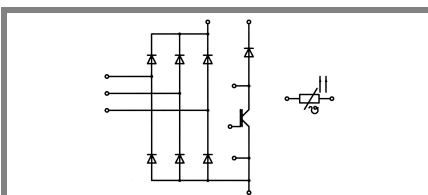
- Ultrafast NPT IGBTs
- Robust and soft freewheeling diodes in CAL technology
- Highly reliable spring contacts for electrical connections
- UL recognised file no. E63532

### Typical Applications

- Input bridge for Inverter up to 30 kVA

### Remarks

- $V_{CEsat}$ ,  $V_F$  = chip level value


**ANB**

Absolute Maximum Ratings		$T_s = 25\text{ °C}$ , unless otherwise specified		
Symbol	Conditions	Values	Units	
<b>IGBT - Chopper</b>				
$V_{CES}$	$T_s = 25\text{ (70) °C}$ $t_p \leq 1\text{ ms}$	600	V	
$I_C$		125 (93)	A	
$I_{CRM}$		300	A	
$V_{GES}$		$\pm 15$	V	
$T_j$		- 40 ... + 150	°C	
<b>Diode - Chopper</b>				
$I_F$	$T_s = 25\text{ (70) °C}$ $t_p \leq 1\text{ ms}$	120 (89)	A	
$I_{FRM}$		300	A	
$T_j$		- 40 ... + 150	°C	
<b>Diode - Rectifier</b>				
$V_{RRM}$	$T_s = 70\text{ °C}$	800	V	
$I_F$		83	A	
$I_{FSM}$		$t_p = 10\text{ ms, sin } 180\text{ °, } T_j = 25\text{ °C}$	1000	A
$i^2t$		$t_p = 10\text{ ms, sin } 180\text{ °, } T_j = 25\text{ °C}$	6600	A <sup>2</sup> s
$T_j$		- 40 ... + 150	°C	
$I_{tRMS}$	per power terminal (20 A / spring)	120	A	
$T_{stg}$	$T_{op} \leq T_{stg}$	- 40 ... + 125	°C	
$V_{isol}$	AC, 1 min.	2500	V	

Characteristics		$T_s = 25\text{ °C}$ , unless otherwise specified			
Symbol	Conditions	min.	typ.	max.	Units
<b>IGBT - Chopper</b>					
$V_{CEsat}$	$I_C = 150\text{ A, } T_j = 25\text{ (125) °C}$		2 (2,2)	2,5 (2,7)	V
$V_{GE(th)}$	$V_{GE} = V_{CE}, I_C = 1,5\text{ mA}$	3	4	5	V
$V_{CE(TO)}$	$T_j = 25\text{ (125) °C}$		1,2 (1,1)	1,3 (1,2)	V
$r_T$	$T_j = 25\text{ (125) °C}$		5,3 (7,3)	8 (10)	mΩ
$C_{ies}$	$V_{CE} = 25\text{ V, } V_{GE} = 0\text{ V, } f = 1\text{ MHz}$		9		nF
$C_{oes}$	$V_{CE} = 25\text{ V, } V_{GE} = 0\text{ V, } f = 1\text{ MHz}$		1,7		nF
$C_{res}$	$V_{CE} = 25\text{ V, } V_{GE} = 0\text{ V, } f = 1\text{ MHz}$		2,1		nF
$R_{th(j-s)}$	per IGBT		0,4		K/W
$t_{d(on)}$	under following conditions		20		ns
$t_r$	$V_{CC} = 300\text{ V, } V_{GE} = \pm 15\text{ V}$		25		ns
$t_{d(off)}$	$I_C = 150\text{ A, } T_j = 125\text{ °C}$		185		ns
$t_f$	$R_{Gon} = R_{Goff} = 4\text{ Ω}$		15		ns
$E_{on}$	inductive load		5,7		mJ
$E_{off}$			3,7		mJ
<b>Diode - Chopper</b>					
$V_F = V_{EC}$	$I_F = 150\text{ A, } T_j = 25\text{ (125) °C}$		1,7 (1,7)	2,1 (2,1)	V
$V_{(TO)}$	$T_j = 25\text{ (125) °C}$		1 (0,9)	1,1 (1)	V
$r_T$	$T_j = 25\text{ (125) °C}$		4,7 (5,3)	6,7 (7,3)	mΩ
$R_{th(j-s)}$	per diode		0,55		K/W
$I_{RRM}$	under following conditions		270		A
$Q_{rr}$	$I_F = 150\text{ A, } V_R = 300\text{ V}$		18		μC
$E_{rr}$	$V_{GE} = 0\text{ V, } T_j = 125\text{ °C}$ $di_F/dt = 13700\text{ A/μs}$		3,5		mJ
<b>Diode - Rectifier</b>					
$V_F$	$I_F = 75\text{ A, } T_j = 25\text{ °C}$		1,2		V
$V_{(TO)}$	$T_j = 150\text{ °C}$		0,8		V
$r_T$	$T_j = 150\text{ °C}$		7		mΩ
$R_{th(j-s)}$	per diode		0,7		K/W
<b>Temperature Sensor</b>					
$R_{ts}$	3 %, $T_r = 25\text{ (100) °C}$		1000(1670)		Ω
<b>Mechanical Data</b>					
w			65		g
$M_s$	Mounting torque	2		2,5	Nm

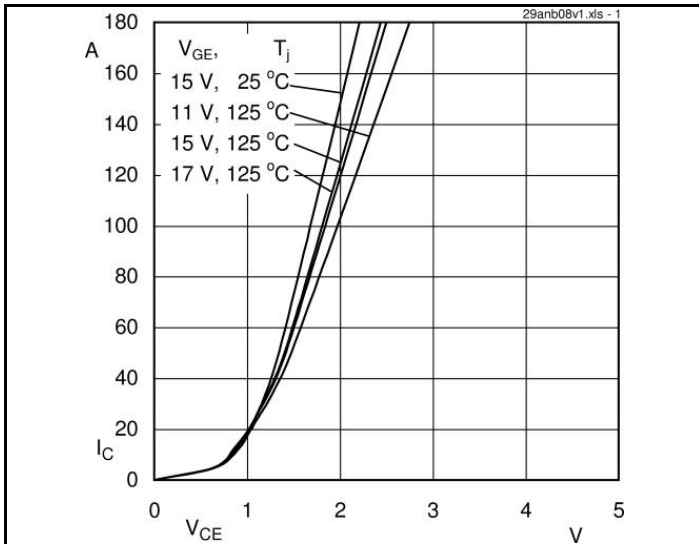


Fig. 1 Typ. output characteristic

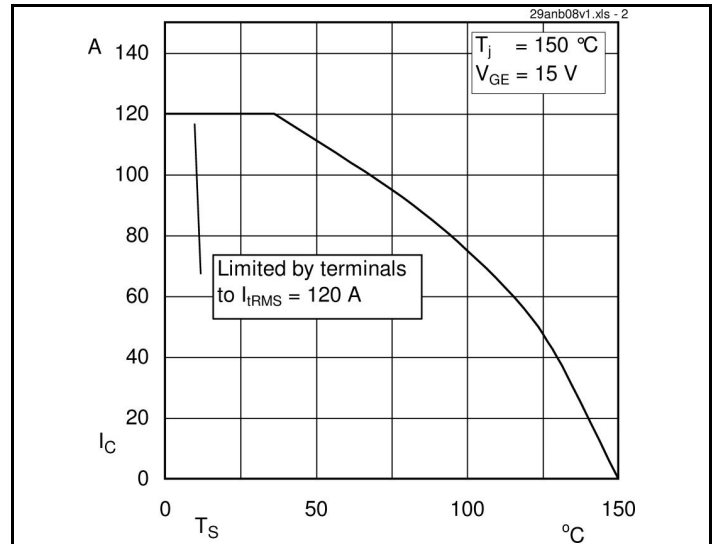


Fig. 2 Typ. rated current vs. temperature

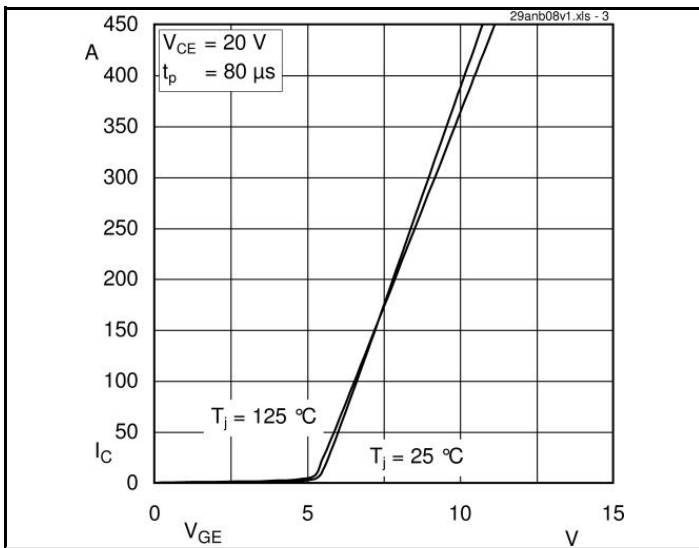


Fig. 3 Typ. transfer characteristic

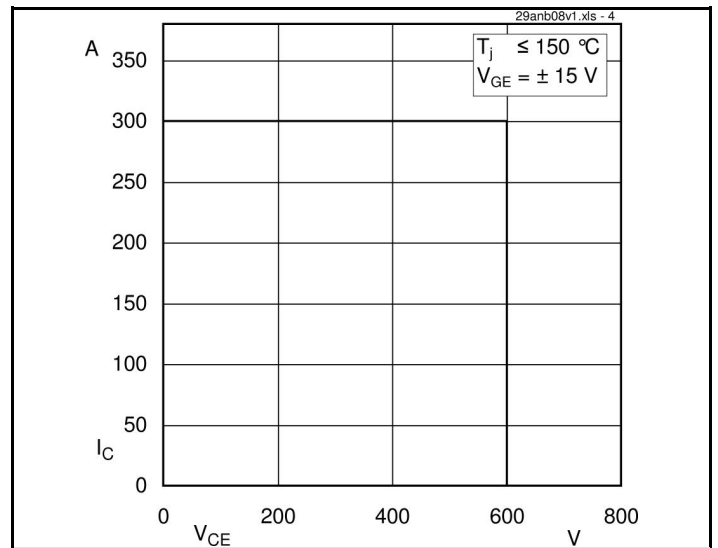


Fig. 4 Reverse bias safe operating area

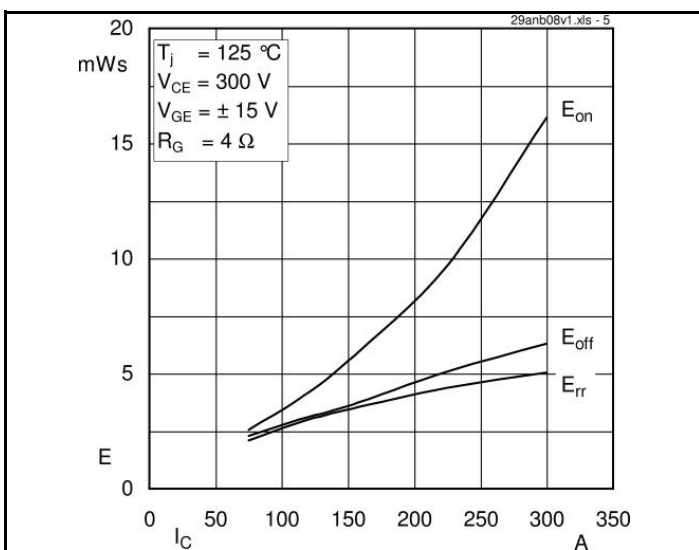


Fig. 5 Typ. Turn-on /-off energy =  $f(I_C)$

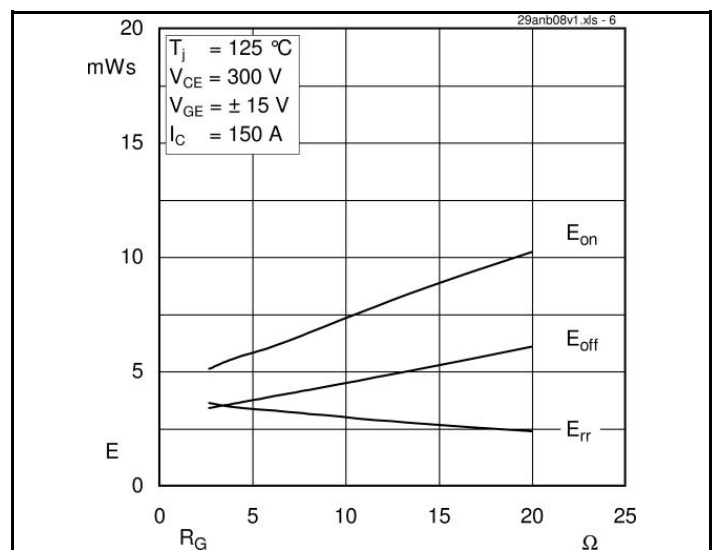


Fig. 6 Typ. Turn-on /-off energy =  $f(R_G)$

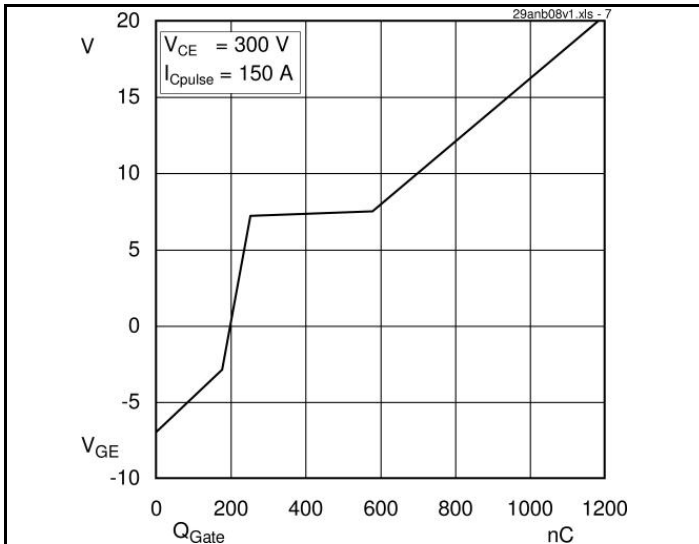


Fig. 7 Typ. gate charge characteristic

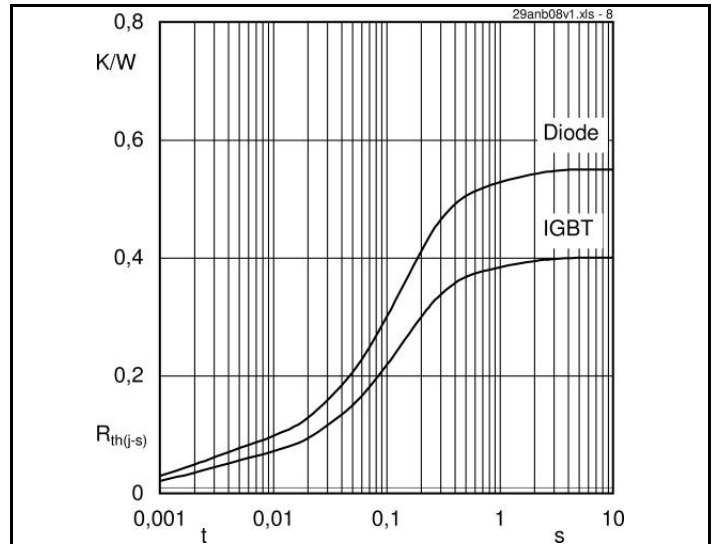


Fig. 8 Typ. thermal impedance

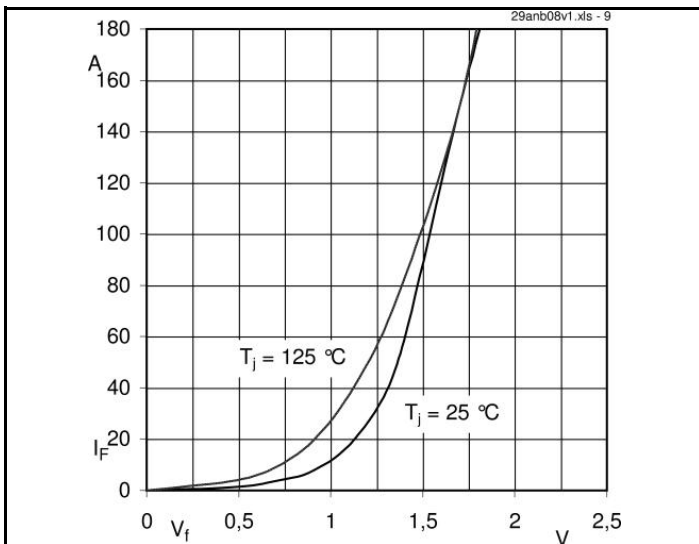


Fig. 9 Typ. freewheeling diode forward characteristic

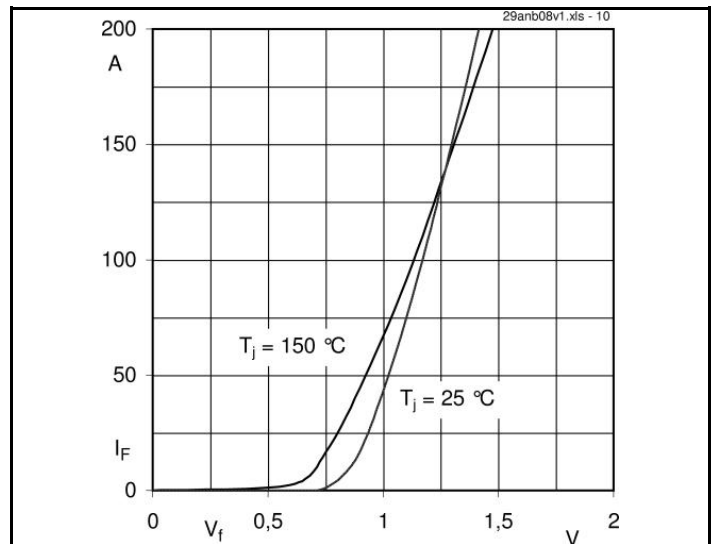
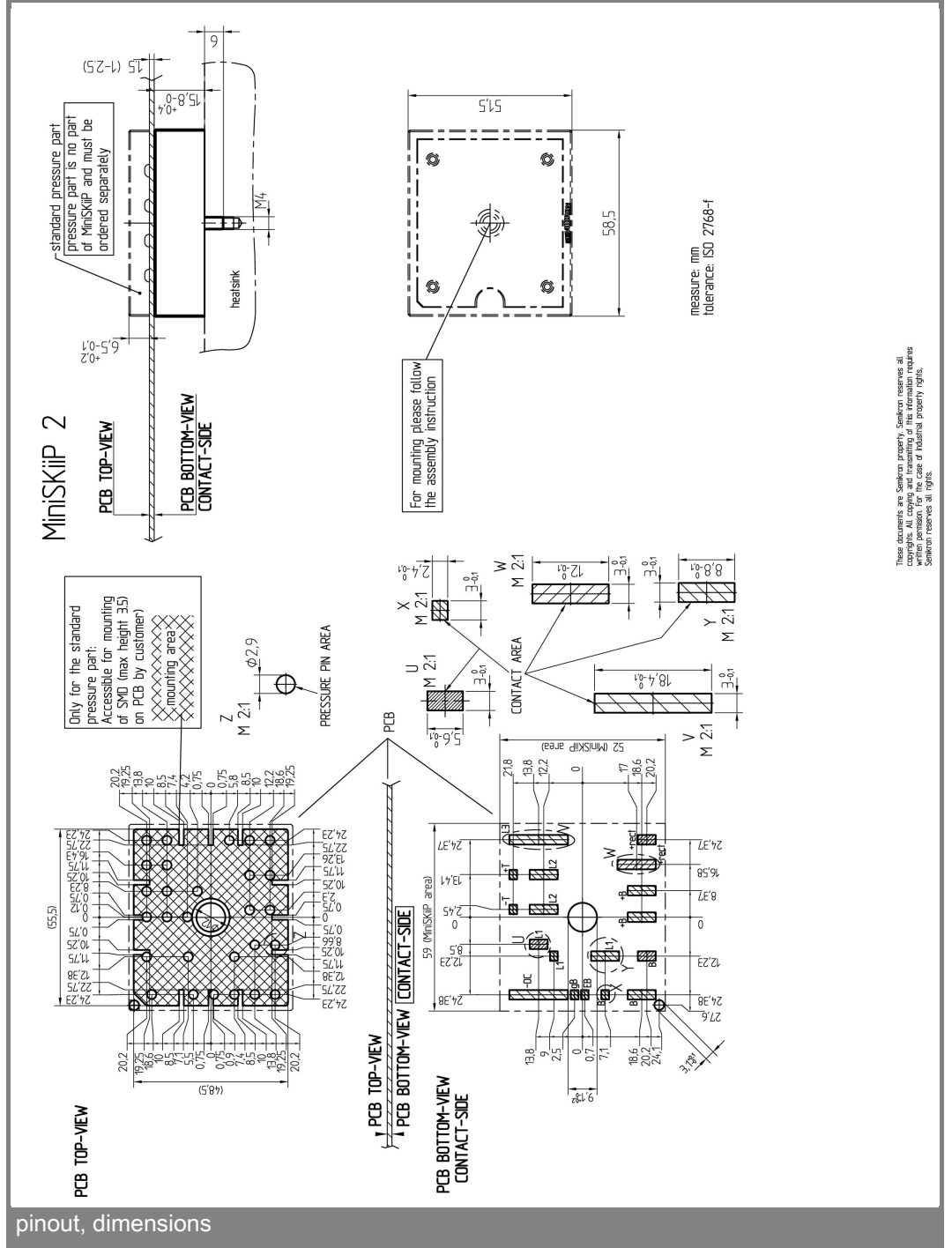
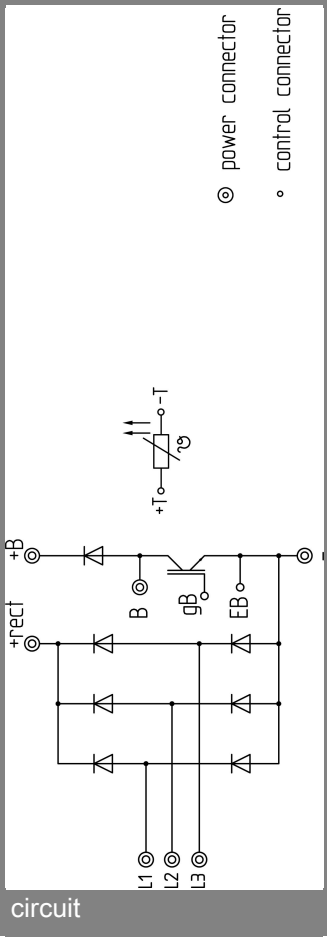


Fig. 10 Typ. input bridge forward characteristic



These elements are Semikron property. Semikron reserves all  
copyrights. All copying and transmitting of this information requires  
written permission. For the case of industrial property rights,  
Semikron reserves all rights.

This is an electrostatic discharge sensitive device (ESDS), international standard IEC 60747-1, Chapter IX.

This technical information specifies semiconductor devices but promises no characteristics. No warranty or guarantee expressed or implied is made regarding delivery, performance or suitability.